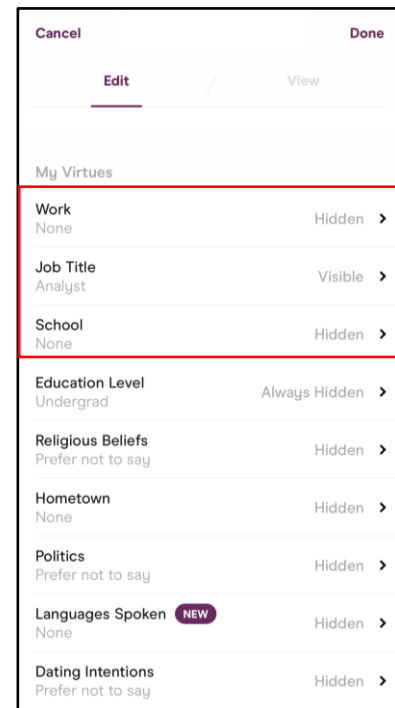
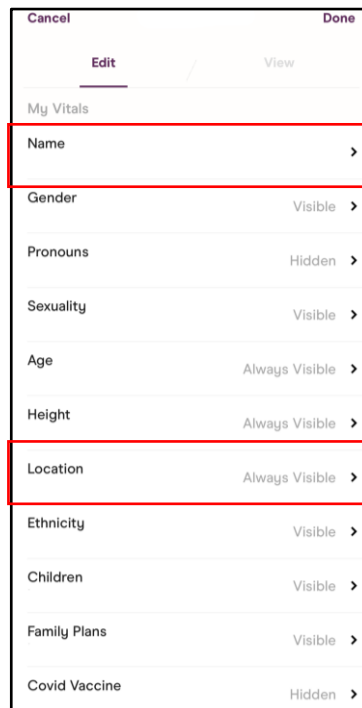
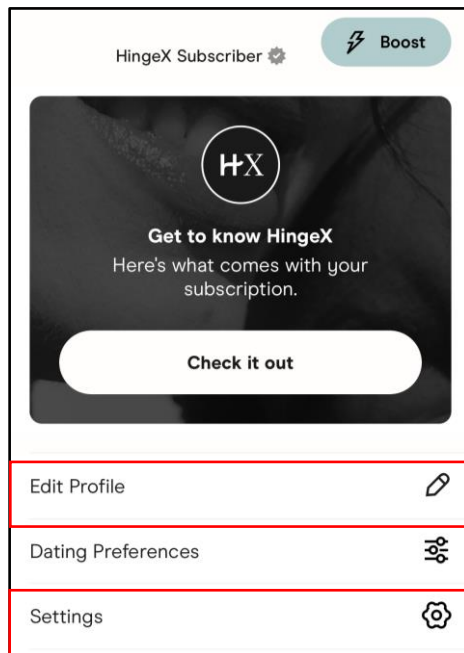


DATING SITES & APPS (HINGE)

Your Profile

When on Hinge, go to “Edit Profile.” Here you can change the information about you that people can see. It is recommended that you don’t put your full name, and that you either change your location to somewhere nearby, instead of where you are actually located as Hinge doesn’t allow you to hide your location. It is also recommended that you use caution when putting where you work, what your job title is and where you’re attending school. You should also go through and decide which of your information you want to be visible or hidden.



Settings

Under “Settings,” It is recommended that you don’t connect your “Apple,” “Facebook,” or “Instagram.” Under “Privacy Preferences,” it is recommended that you turn off “Allow All Services” to only enable necessary services. It is recommended that you read the “Safe Dating Tips.”

